



CT Accuracy Classification



CT ACCURACY CLASSIFICATION — STEADY STATE

The method of classification assumes the CT is supplying 20 times rated current (100 amps). With this secondary current the CT is classified on the basis of the secondary voltage it can maintain at its terminals without its ratio error exceeding a specified 10%.

Standard classifications are shown following:

10T10	10C10
10T20	10C20
10T50	10C50
10T100	10C100
10T200	10C200
10T400	10C400
10T800	10C800

The number before the letter is the maximum specified ratio error in percent.

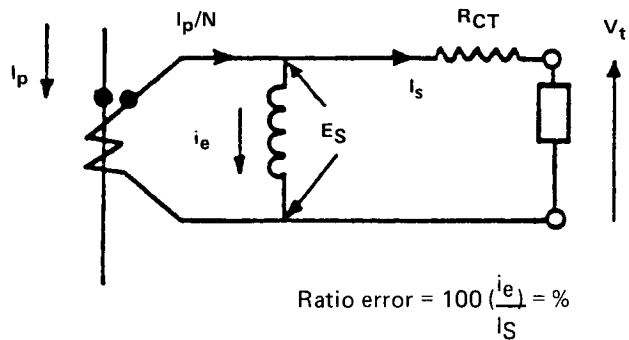
The letter T stands for "test" which means the CT accuracy can only be determined by test. Current transformers with non-distributed windings fit in this category.

The letter C stands for "calculated" which means the CT accuracy can be determined by calculation from given excitation characteristics. CTs with fully distributed windings (bushing CTs for instance) fit in this category.

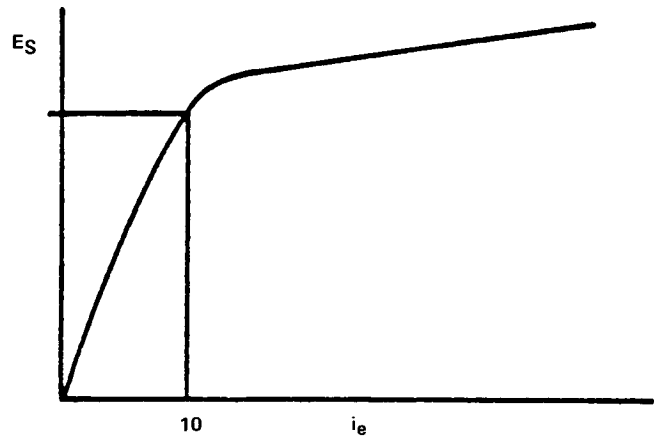
The number after the letter is the specified terminal voltage the CT will maintain without exceeding the specified 10 percent ratio error with 20 times rated current in the secondary. Furthermore, the ratio error must be limited to 10 percent at any current from 1 to 20 times rated at any lesser burden.

Since there is only one permissible ratio error, the first number is usually omitted in the classification. For example, CTs may be simply specified as a T100 or a C400.

The classification of a "C" type of CT can be determined from the CT equivalent circuit and its excitation characteristic.



With $I_s = 100$ amps and assuming 10 percent error, i_e will equal 10 amps. From the excitation characteristic, determine the value of E_S for the magnitude of i_e .



Then determine the terminal voltage

$$V_t = E_S - 100 (R_{CT})$$

The CT would be classified at the nearest standard voltage below the calculated value of V_t .

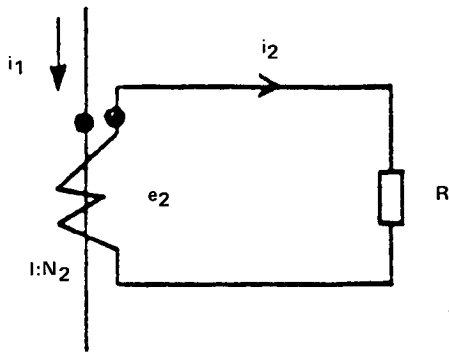
For example, assume that for $i_e = 10$, $E_S = 600$ volts and that $R_{CT} = 1$ ohm.

$$V_t = 600 - 100 (1) = 500 \text{ volts.}$$

This CT would have to be classified as a C400.

If E_S had been 495 volts, then V_t would be 395 volts and the CT would have to be classified as a C200.

CT TRANSIENT PERFORMANCE



Assume:

Magnetizing impedance very large, or, in other words, magnetizing current \$i_e\$ is insignificant up to the point of saturation

$$e_2 = N_2 \cdot 10^{-8} \frac{d\phi}{dt} \text{ volts.}$$

\$\phi\$ = flux lines

\$N_2\$ = secondary turns

$$\phi = A\beta$$

\$A\$ = core area - square inches

\$\beta\$ = flux density in lines per square inch.

$$e_2 = N_2 \cdot 10^{-8} A \frac{d\beta}{dt}$$

$$e_2 = i_2 R = \left(\frac{i_1}{N_2} - i_e\right) R$$

\$i_e \approx 0\$

$$\frac{i_1}{N_2} R = N_2 \cdot 10^{-8} A \frac{d\beta}{dt}$$

or

$$\frac{d\beta}{dt} = \frac{R \cdot 10^8}{N_2^2 A} i_1$$

assume

$$i_1 = \sqrt{2} I_{RMS} \left(e^{-\frac{t}{T_{DC}}} - \cos \omega t \right)$$

This is a fully offset current where the dc component has a time constant = \$T_{DC}\$ in seconds.


$$\frac{d\beta}{dt} = \frac{R \cdot 10^8}{N_2^2 A} \sqrt{2} I_{RMS} \left(e^{-\frac{t}{T_{DC}}} - \cos \omega t \right)$$

integrating this equation

$$\beta = \frac{10^8 \sqrt{2} I_{RMS} R}{A N_2^2} \left[T \left(1 - e^{-\frac{t}{T_{DC}}} \right) - \frac{1}{\omega} \sin \omega t \right]$$

This is flux density in the CT due to a fully offset primary current.

This flux density as a function of time has the form as shown in next figure.



The sine term is usually small and can be ignored.

$$\beta = k I R T \left(1 - e^{-\frac{t}{T_{DC}}} \right)$$

$$k = \frac{10^8 \sqrt{2}}{A N_2^2}$$

Solving for \$t\$

$$t = -T_{DC} \ln \left(1 - \frac{\beta}{k I R T} \right) \text{ seconds}$$

\$\ln\$ = natural log.

This is an approximate equation which gives the time to reach saturation flux density.

saturation \$\beta \cong 125,000\$ lines/sq. in.

Knowing the time to saturation, you can determine the number of good cycles a CT will produce before saturating.

NOTE: This is an approximate approach which gives a measure of expected CT performance.



GE Power Management

215 Anderson Avenue
Markham, Ontario
Canada L6E 1B3
Tel: (905) 294-6222
Fax: (905) 201-2098
www.GEindustrial.com/pm